

Logistic OS Journal

Analytical review of the agricultural export market:
July 2023 - December 2023

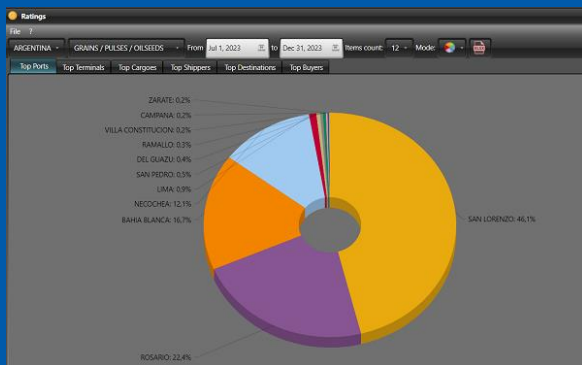
ARGENTINA

Logistic OS



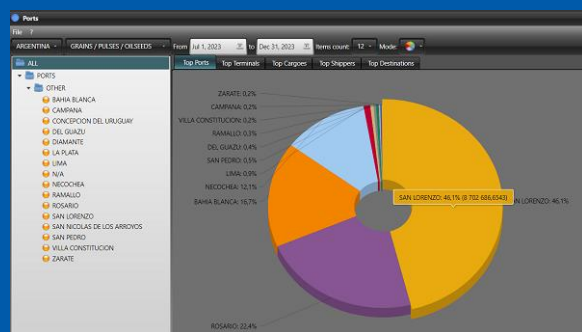
No 2
March 2024

Export of grains and legumes: volume statistics



From 07/01/2023 to 12/31/2023, **18 885.1 thousand tons** of grain and leguminous cargo were exported through the ports of Argentina.

78.4% of the total export volume was corn – **14 814.3 thousand tons**



The port of San Lorenzo remains the leader in grain shipments.

From July 1, 2023 to December 31, 2023, **8 702.6 thousand tons** of corn, soybeans, wheat, barley and other grain crops were sent abroad through the port terminals

SAN LORENZO	(46,08%)	8 702 686,65
ROSARIO	(22,41%)	4 232 135,28
BAHIA BLANCA	(16,73%)	3 159 369,26
NECOCHEA	(12,08%)	2 280 614,63
LIMA	(0,92%)	174 650,00
SAN PEDRO	(0,48%)	91 221,00
DEL GUAZU	(0,37%)	70 034,00
RAMALLO	(0,35%)	66 000,00
VILLA CONSTITUCION	(0,23%)	43 055,00
CAMPANA	(0,18%)	34 437,00
ZARATE	(0,16%)	30 971,00

Also included in the TOP 5 are the following ports:

Rosario – 4 232.1 thousand tons
Bahia Blanca – 3 159.3 thousand tons
Necochea – 2 280.6 thousand tons
Lima – 174.6 thousand tons

*The data given in the article are aggregated on the basis of analytical processing of independent sources of information based on the operational situation in ports in Russia and the world, and can not be used as official confirmed data.

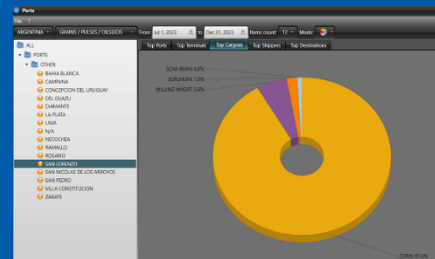
Logistic OS is not responsible for any use of the aggregated data as official information.

Logistic OS uses algorithms to collect and analyze information, which allow forming the most timely and approximate real-time information base on the movement of goods of the major exporting countries

Export of grains and legumes: cargo statistics

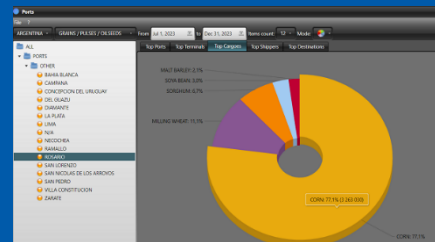
San Lorenzo

Corn – 7 973.5 thousand tons
Wheat – 486.1 thousand tons
Sorghum – 169.5 thousand tons
Soybean – 73.5 thousand tons



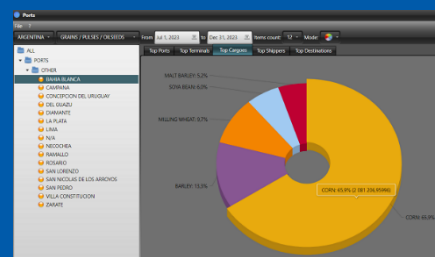
Rosario

Corn – 3 263.0 thousand tons
Wheat – 469.5 thousand tons
Sorghum – 285.6 thousand tons
Soybean – 125.2 thousand tons



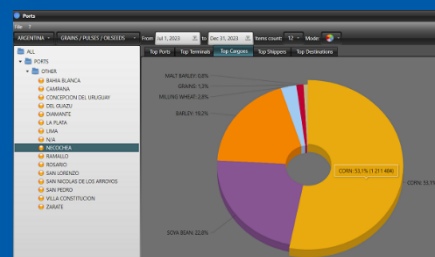
Bahia Blanca

Corn – 2 081.2 thousand tons
Barley – 420.4 thousand tons
Wheat – 305.0 thousand tons
Soybean – 189.1 thousand tons



Necochea

Corn – 1,211.4 thousand tons
Soybean – 518.9 thousand tons
Barley – 438.7 thousand tons
Wheat – 63.8 thousand tons

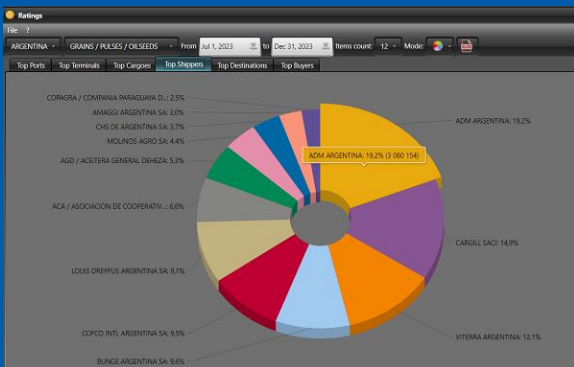


*The data given in the article are aggregated on the basis of analytical processing of independent sources of information based on the operational situation in ports in Russia and the world, and can not be used as official confirmed data.

Logistic OS is not responsible for any use of the aggregated data as official information.

Logistic OS uses algorithms to collect and analyze information, which allow forming the most timely and approximate real-time information base on the movement of goods of the major exporting countries

Export of grains and legumes: exporter statistics



Among the largest exporters, the first place is occupied by **ADM Argentina**, a division of one of the world's largest grain traders.

From July 1, 2023 to December 31, 2023, the company shipped **3 080.1 thousand tons** of grain and leguminous cargo abroad.

Also included in the TOP 5 are the following companies:

- Cargill Saci** – 2 397.9 thousand tons
- Viterra Argentina** – 1 953.6 thousand tons
- Bunge Argentina SA**– 1 550.0 thousand tons
- Cofco INTL Argentina SA**- 1 535.0 thousand tons

ADM ARGENTINA	(19,15%)	3 080 154,00
CARGILL SACI	(14,91%)	2 397 903,78
VITERRA ARGENTINA	(12,15%)	1 953 626,63
BUNGE ARGENTINA SA	(9,64%)	1 550 061,00
COFCO INTL ARGENTINA SA	(9,55%)	1 535 033,00
LOUIS DREYFUS ARGENTINA SA	(9,11%)	1 465 181,00
ACA / ASOCIACION DE COOPERATIV...	(6,60%)	1 061 287,27
AGD / ACEITERA GENERAL DEHEZA	(5,32%)	855 981,47
MOLINOS AGRO SA	(4,38%)	704 464,25
CHS DE ARGENTINA SA	(3,71%)	596 521,00
AMAGGI ARGENTINA SA	(2,98%)	479 173,00
COPAGRA / COMPANIA PARAGUAYA D...	(2,50%)	401 659,00

The most highly exported crops during the July–December 2023 period were corn and wheat.

Overall, corn exports fell by 33% in 2023 (the lowest since 2018).

CORN	(78,44%)	14 814 308,61
MILLING WHEAT	(7,17%)	1 354 544,78
SOYA BEAN	(5,23%)	988 586,00
BARLEY	(4,66%)	879 190,93
SORGHUM	(2,43%)	459 806,00
MALT BARLEY	(1,43%)	270 903,50
GRAINS	(0,32%)	61 000,00
RICE	(0,21%)	40 034,00
BEAN	(0,05%)	9 000,00
SUNFLOWER	(0,04%)	7 800,00

*The data given in the article are aggregated on the basis of analytical processing of independent sources of information based on the operational situation in ports in Russia and the world, and can not be used as official confirmed data.

Logistic OS is not responsible for any use of the aggregated data as official information.

Logistic OS uses algorithms to collect and analyze information, which allow forming the most timely and approximate real-time information base on the movement of goods of the major exporting countries

Export of grains and legumes: statistics on importing countries

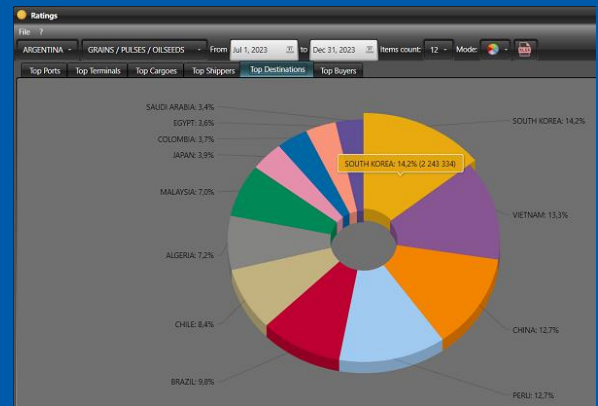
The main country where grain and leguminous cargo was supplied from Argentina was **South Korea (14.2% of the total volume)**.

From July 1, 2023 to December 31, 2023, the country received 2,243.3 thousand tons from Argentina. grain and leguminous cargo.

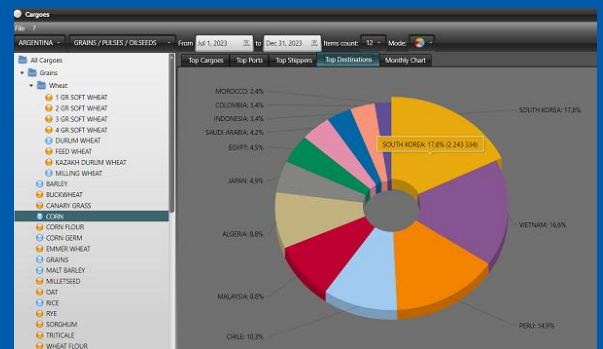
Argentina also exported grains and legumes to Brazil, Vietnam, Peru, Malaysia, Saudi Arabia, Chile, Algeria, Egypt, Colombia and others.

Among the buyers of Argentine corn, **South Korea** is the leader, purchasing 2 243.3 thousand tons.

Next comes **Vietnam** – 2 097.1 thousand tons
Peru – 1 880.0 thousand tons
Chile – 1 296.9 thousand tons
Malaysia – 1 110.0 thousand tons



SOUTH KOREA	(14,23%)	2 243 334,00
VIETNAM	(13,30%)	2 097 111,00
CHINA	(12,67%)	1 996 687,00
PERU	(12,66%)	1 995 205,00
BRAZIL	(9,77%)	1 539 971,21
CHILE	(8,44%)	1 329 958,00
ALGERIA	(7,20%)	1 134 537,43
MALAYSIA	(7,04%)	1 110 084,00
JAPAN	(3,94%)	620 731,00
COLOMBIA	(3,73%)	588 220,00
EGYPT	(3,65%)	575 291,19
SAUDI ARABIA	(3,37%)	531 471,00



*The data given in the article are aggregated on the basis of analytical processing of independent sources of information based on the operational situation in ports in Russia and the world, and can not be used as official confirmed data. Logistic OS is not responsible for any use of the aggregated data as official information. Logistic OS uses algorithms to collect and analyze information, which allow forming the most timely and approximate real-time information base on the movement of goods of the major exporting countries

Logistic OS

Approximately 54% of the country's land is used for agricultural purposes, which makes Argentina one of the largest food producers in the world.

Argentina's GDP accounts for about 23.4% for the food industry, 53.02% for the services sector and 6.44% for agriculture.

The agricultural sector not only provides food for domestic consumption, but also stimulates exports, earning valuable foreign exchange for the country.

56 million tons of grains and oilseeds – Argentina exported this amount in 2023.

This is 40% below the 2022 level and 39% below the recent average five years.

The decrease in indicators may be due to drought, as a result of which Argentina lost a significant part of its harvest.

Over the past year, Argentina shipped:

23.5 million tons of **corn** (-32% per year),
wheat - 2.8 million tons (-80%).

Exports of **soybeans** amounted to 27 million tons and decreased by 29% per year.

Sales of **soybean and sunflower meal** also declined last year, by 32% per year, to 18.9 million tons, as well as **vegetable oils** - by 15%, up to 4.5 million tons.

Overall, the agribusiness sector generated revenue totaling \$36.642 billion in 2023, which is 36% less than a year earlier.

