

# Logistic OS Journal

Analytical review of the export market  
of the agro-industrial complex:  
results of July - March 2022/23

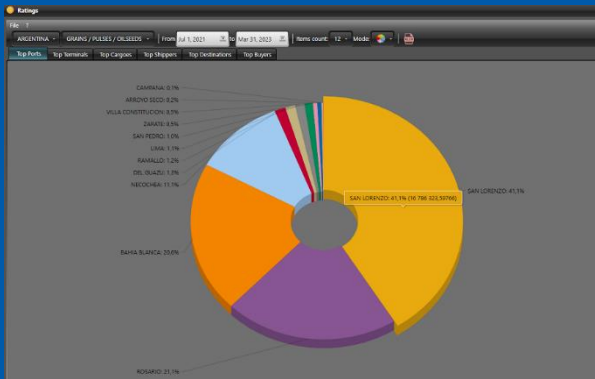
# ARGENTINA

Logistic OS



No 4  
May 2023

# Export of cereals and legumes: volume statistics



From 01.07.2022 to 31.03.2023 through the ports of Argentina has exported **40 838.3 thousand tons** of grain and leguminous cargo.

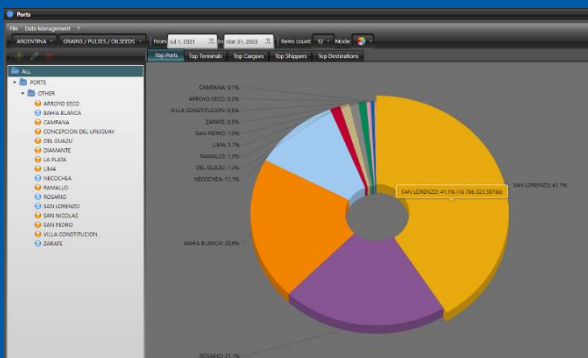
66% of total exports were corn - **27 064.4 thousand tons**

The port of **San Lorenzo** remains the leader in grain shipments

From July 1 to March 31 of the season 2022/2023 port terminals have shipped through a broad **16 786.3 thousand tons** of corn, soybeans, wheat, barley and other grains crops.

Also in the top 5 were the ports:

- Rosario** – 8 617.5 thousand tons.
- Bahia Blanca** – 8 427.2 thousand tons
- Necochea** – 4 545.4 thousand tons
- Del Guasu** - 544.8 thousand tons.



SAN LORENZO	(41,10%)	<b>16 786 323,60</b>
ROSARIO	(21,10%)	<b>8 617 524,08</b>
BAHIA BLANCA	(20,64%)	<b>8 427 251,54</b>
NECOCHEA	(11,13%)	<b>4 545 435,33</b>
DEL GUASU	(1,33%)	<b>544 876,00</b>
RAMALLO	(1,22%)	<b>497 949,00</b>
LIMA	(1,14%)	<b>465 359,47</b>
SAN PEDRO	(1,01%)	<b>413 490,00</b>
ZARATE	(0,53%)	<b>217 926,00</b>
VILLA CONSTITUCION	(0,49%)	<b>201 223,00</b>
ARROYO SECO	(0,22%)	<b>89 497,00</b>
CAMPANA	(0,08%)	<b>31 442,00</b>

\*The data given in the article are aggregated on the basis of analytical processing of independent sources of information based on the operational situation in ports in Russia and the world, and can not be used as official confirmed data.

Logistic OS is not responsible for any use of the aggregated data as official information.

Logistic OS uses algorithms to collect and analyze information, which allow forming the most timely and approximate real-time information base on the movement of goods of the major exporting countries

# Export of cereals and legumes: cargo statistics

## San Lorenzo

**Corn** - 14 223.7 thousand tons  
**Wheat** - 1 148.2 thousand tons  
**Soybean** - 843.4 thousand tons  
**Sorghum** - 521.8 thousand tons

## Rosario

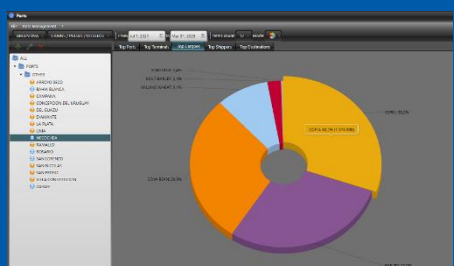
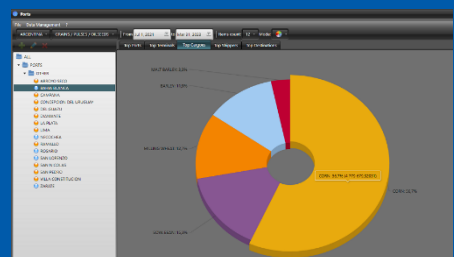
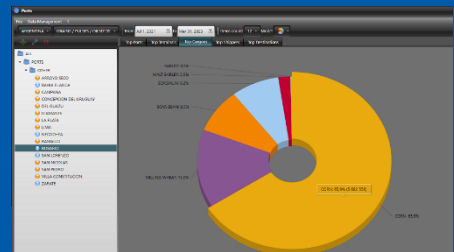
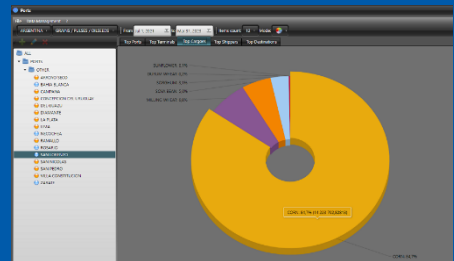
**Corn** - 5 682.5 thousand tons  
**Wheat** - 1 292.7 thousand tons  
**Soybean** - 731.0 thousand tons  
**Sorghum** - 707.0 thousand tons

## Bahia Blanca

**Corn** - 4 779.6 thousand tons  
**Soybean** - 1 290.8 thousand tons  
**Wheat** - 1073.0 thousand tons  
**Barley** - 1005.2 thousand tons

## Necochea

**Soybean** - 1 152.0 thousand tons  
**Corn** - 1 034.9 thousand tons  
**Barley** - 459.3 thousand tons  
**Wheat** - 177.0 thousand tons



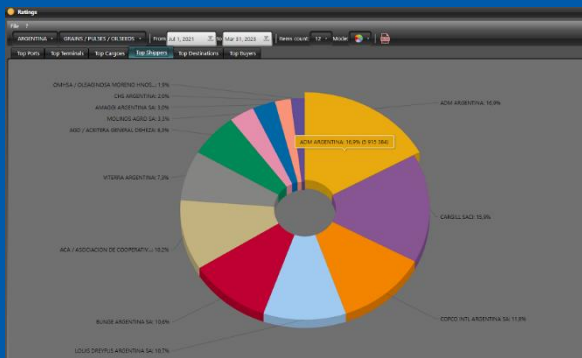
\*The data given in the article are aggregated on the basis of analytical processing of independent sources of information based on the operational situation in ports in Russia and the world, and can not be used as official confirmed data.

Logistic OS is not responsible for any use of the aggregated data as official information.

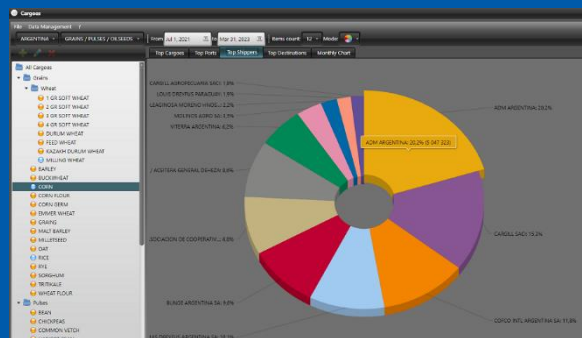
Logistic OS uses algorithms to collect and analyze information, which allow forming the most timely and approximate real-time information base on the movement of goods of the major exporting countries



# Export of cereals and legumes: statistics on exporters



ADM ARGENTINA	(16,94%)	5 915 384,00
CARGILL SACI	(15,93%)	5 561 292,43
COFCO INTL ARGENTINA SA	(11,83%)	4 130 252,03
LOUIS DREYFUS ARGENTINA SA	(10,66%)	3 721 853,00
BUNGE ARGENTINA SA	(10,65%)	3 716 998,00
ACA / ASOCIACION DE COOPERATIV...	(10,21%)	3 563 769,47
VITERRA ARGENTINA	(7,30%)	2 549 476,87
AGD / ACEITERA GENERAL DEHEZA	(6,33%)	2 211 415,26
MOLINOS AGRO SA	(3,26%)	1 136 878,00
AMAGGI ARGENTINA SA	(2,97%)	1 036 535,00
CHS ARGENTINA	(2,05%)	715 050,00
OMHSA / OLEAGINOSA MORENO HNOS...	(1,87%)	651 356,00



The exporter ranking is headed by **ADM Argentina**, a division of one of the world's largest grain trader.

From July 01 to March 31, 2022/23 the company shipped abroad **5 915.3** thousand tons of grain and leguminous shipments.

Also in the top 5 were the companies:

**Cargill Saci**- 5 561.2 thousand tons.

**Cofco INTL Argentina SA**- 4 130.2 thousand tons

**Louis Dreyfus Argentina SA**- 3 721.8 thousand tons

**Bunge Argentina SA**- 3 716.9 thousand tons

Previously, it was projected that in 2022/2023 Argentina will significantly to recover significantly in corn and soybeans, but the worst drought in 60 years drought has prevented the projections to come true.

\*The data given in the article are aggregated on the basis of analytical processing of independent sources of information based on the operational situation in ports in Russia and the world, and can not be used as official confirmed data.

Logistic OS is not responsible for any use of the aggregated data as official information.

Logistic OS uses algorithms to collect and analyze information, which allow forming the most timely and approximate real-time information base on the movement of goods of the major exporting countries

# Export of cereals and legumes: statistics on importing countries

The main country of destination was Grain and leguminous cargoes from Argentina is **China (21.7% of the total volume)**.

From July to the end of March 2022/23 cu. received from Argentina 7,387.8 thousand tons. Grain and legume cargoes.

Argentina also exported grains and leguminous crops to South Korea, Brazil, Vietnam, Peru, Malaysia, Saudi Arabia, Chile, Algeria, Egypt, Colombia, and Indonesia.

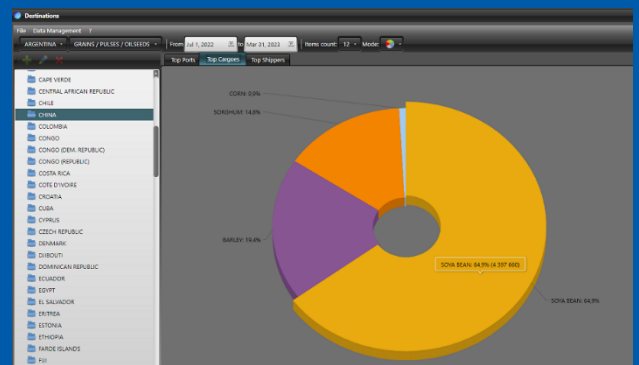
Among the buyers of Argentine corn **South Korea** leads with 4 139.3 thousand tons.

Next comes **Vietnam** – 3 386.7 thousand tons

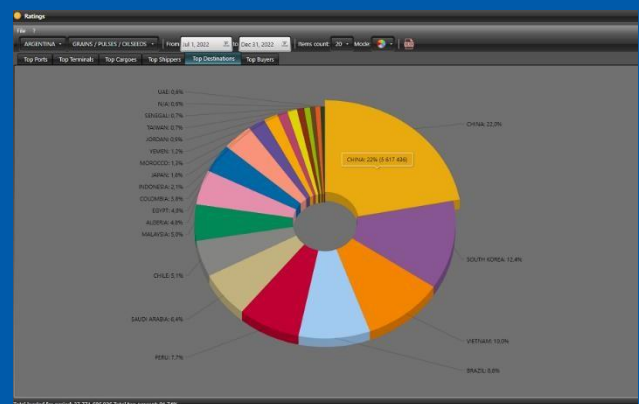
**Peru** - 2 674.6 thousand tons.

**Malaysia** - 2 147.3 thousand tons

**Saudi Arabia**- 2 52.9 thousand tons.



CHINA	(22,05%)	5 617 436,00
SOUTH KOREA	(12,35%)	3 147 555,00
VIETNAM	(10,03%)	2 554 542,00
BRAZIL	(8,81%)	2 244 053,66
PERU	(7,73%)	1 969 761,00
SAUDI ARABIA	(6,40%)	1 631 333,00
CHILE	(5,05%)	1 287 248,00
MALAYSIA	(5,04%)	1 284 608,00
ALGERIA	(4,85%)	1 235 436,24
EGYPT	(4,00%)	1 018 042,07



\*The data given in the article are aggregated on the basis of analytical processing of independent sources of information based on the operational situation in ports in Russia and the world, and can not be used as official confirmed data.

Logistic OS is not responsible for any use of the aggregated data as official information.

Logistic OS uses algorithms to collect and analyze information, which allow forming the most timely and approximate real-time information base on the movement of goods of the major exporting countries

## Logistic OS

The U.S. Department of Agriculture (USDA) (USDA) for the 2022/23 SG season Argentina's soybean production will be 33 million tons versus 41 million tons.

This nearly 20% drop is the largest monthly decline since 2009.

The Buenos Aires Grain Exchange also lowered its forecast for soybean and corn production in Argentina.

The new estimate is the lowest in the last 25 years.

The prolonged drought and record high air temperatures are definitely have a negative impact on the country's the country's manufacturing sector.

The estimate for soybean production has been lowered to 25 million tons from 29 million tons.

Corn production will decrease from 37.5 million tons to 36 million tons.

More optimistic are the forecasts of for crop production in Argentina in 2023/2024.

Wheat production is expected to will increase to 19.5 million tons, compared to from 12.5 million tons in 2022/2023.

Exports will increase to 13.7 mln. tons, which will exceed the 2022/2023 SG. almost twice as much as in 2022/2023.

Corn production is projected to will increase to a record 54 million tons.

Corn exports will reach 38 million tons, which will be the highest in the history of observation.

In the meantime, the economic situation in the country inflation is still difficult: inflation has exceeded 109%.

Revenues from agricultural exports continue to decline.

